

Free Standing Waste Receptacle with Ash Urn

Code 311SA: Stainless waste receptacle with ash urn


Specifications:

Heavy duty all stainless unit is ideal for designated smoking areas.

Materials: 18 gauge stainless steel type 304 domed top. All stainless ash urn with baffle opening. Body is one piece rolled formed all welded stainless steel construction (22 gauge type 430 no. 4 finish). Bag holder apparatus. Non removable top.

Capacity: 27.5 gal. (125 litres).

Shipping weight: 44 lbs. (20 kg)



Outdoor Ash Bin / Waste Receptacle

Code 312S-A: All Stainless unit

Specifications:

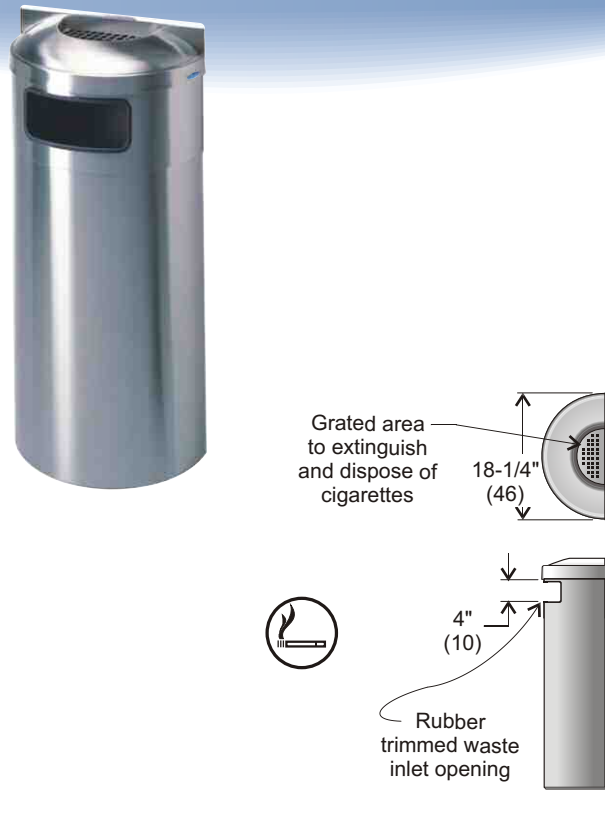
Large capacity wall mounted outdoor waste container with heavy duty 18 gauge non removable stainless steel domed top. Four inch waste inlet opening. Bag bracket holder apparatus for easy and secure support of plastic bags. All stainless steel construction.

Waste Capacity:

13 gallons (60 litres), ash urn: .9 gal. (4 litres)

Shipping Weight:

25 lbs. (11.5 kg)



Outdoor Ash Bin

- Code 908:** Heavy duty ash bin, compact design
- Code 909:** Heavy duty ash bin, 18 ga. stainless type 304 no. 4 finish
- Code 909-100:** Heavy duty pedestal, exterior polyester finish
- Code 909-500:** Replacement removable inner liner

Specifications:

Heavy duty all stainless unit is ideal for pedestrian common areas.

Materials:

18 gauge stainless steel (304, # 4 brushed finish). Door secured with tumbler keyed lock. Door is hinged with full length stainless steel piano hinge. Corrosion resistant galvanized steel (22 ga.) inner liner with baffle opening. Offset mounting bracket keeps unit 5/8" away from wall for extra fire insulation.

Liner Capacity: .75 gal. (3.3 litres)

Installation:

For unrestricted access, height of top of unit to floor must not exceed 48" (121 cm) from floor.

Code 909-100:

The 909-100 pedestal can be used with the Code 909 to allow for floor mounting.

Materials:

Vertical support: 2" x 2" crs tubing (14 ga.). Ash bin mounting plate: 1/8" crs plate. Floor mounting plate: 1/4" crs plate. All welded construction.

Shipping weight: 18 lbs.

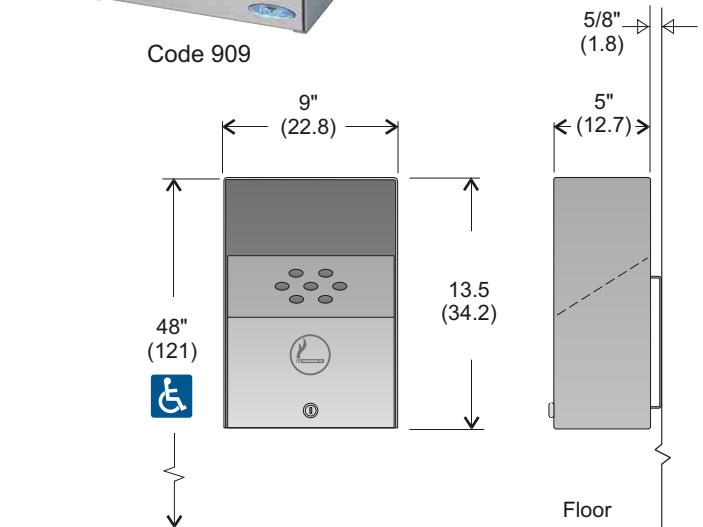
Installation:

Use floor plate as a template to locate mounting holes. Drill holes and set anchors as required for type of floor material (anchors not included).

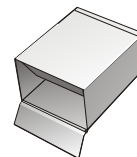
HEAVY DUTY



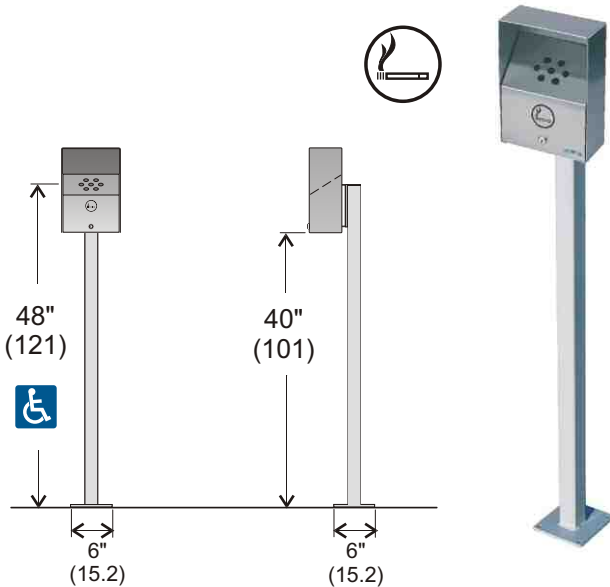
Code 909



Code 908



Removable liner has hinged baffle opening



Code 909-100

